



Aerodrome Safety Report 2023



**Pokhara International Airport
Civil Aviation Office
Pokhara**



Aerodrome Safety Report

2023



Published By:

© 2023, Pokhara International Airport Civil Aviation Office
April 2023.

Pokhara International Airport Civil Aviation Office

Pokhara, Kaski, Nepal

Tel.: +977-061-597007, 597012

Website: www.pia.caanepal.gov.np

Note:

Any comments and suggestions regarding the report should be directed to:

Aerodrome Safety Office

Pokhara International Airport Civil Aviation Office

Phone: +977.9846584640

Email: piacaosafety@gmail.com

FOREWORD

The prime objective of the establishment of Civil Aviation Authority of Nepal (CAAN) is to make the operations of national and international flights, air communication, air navigation and air transportation services safe, regular, efficient and standard. Safety is the fundamental and foremost prioritized domain of aviation because there are lives involved in every operation of aircraft. This Airport has been inaugurated on 1st January, 2023. It is located at Pokhara, the most popular tourist destination of the County which is situated 200 Km far west from the Capital city, Kathmandu. This Airport serves as main gateway for the pilgrims and the tourists to travel the famous religious place including Muktinath, Jomsom and Annapurna Round trek. Safety has been a prime concern since very beginning of the establishment of this airport. This Aerodrome Safety Report, 2023 is the first edition of the Aerodrome Safety Report. It provides a summary on safety activities, initiatives and safety performance indicators, safety promotional activities. Information contained in this report is based on aerodrome safety data (mandatory and voluntary) collected by PIA Aerodrome Safety Office through safety reporting process from within safety reporting system as well as from aircraft operators and other stake holders in PIACAO. It is also an attempt to depict whereabouts of PIACAO's SMS Implementation phase. I hope this report will successfully serve the purpose of its publication and play an important part in inculcating safety culture in the aviation stakeholders of Nepal.



Bikram Raj Gautam
Airport Chief

Table of Contents

FOREWORD	1
EXECUTIVE SUMMARY	3
AIRLINES IN OPERATIONS	4
AIR TRAFFIC MOVEMENT	5
AIRCRAFT INCIDENT/ACCIDENT	6
SAFETY PERFORMANCE INDICATORS	7
OCCURRENCE REPORTING	8
SAFETY PERFORMANCE INDICATORS (SPIS) AND SAFETY PERFORMANCE TARGET (SPTS) FOR 2023	16
AERODROME SAFETY ACTIVITIES	17

EXECUTIVE SUMMARY

Pokhara International Airport Civil Aviation Office (PIACAO) is located at mountainous region at an altitude of 803.38m above the mean sea level in Pokhara city of Nepal. There are currently 4 airlines operating domestic flights to and from PIACAO in first three months of 2023 with total 3298 Flight Movements. Every result and trend presented in this report should be understood from the vantage point of aforementioned facts and data. Regarding Hazard and Occurrence Reporting, it is one of the prime sources of safety information. The Aerodrome Safety office is focusing on activities like aerodrome safety awareness, hazard identification, risk management programme, foreign object debris cleaning/removing campaign etc.

Occurrence Reporting is one of the sources of reactive safety information. 421 occurrences were reported in first three months since the opening of this Airport. On the basis of this reporting, PIACAO has identified certain categories of occurrences. The safety performance indicators and targets for the year 2023 have been set on the basis of those categories of occurrences. Analyzing the type of hazard and occurrences based on number and severity of the occurrences, it has been revealed that three areas seem to posing risk to aerodrome significantly for the first three months of 2023; namely Wildlife Activities, Wildlife Strikes and occurrences related to Aerodrome.

This report also categorizes types of incident and accident occurred in PIACAO along with aircraft type involved. An attempt has been made to portray patterns of each safety performance indicators based on available data. There are 6 lagging safety performance indicators identified, and 2 leading safety performance indicators targeted for the year 2023.

AIRLINES IN OPERATIONS

As of date of publication of this report, total 4 Airline operators are operating as domestic operations in PIACAO. Below is the list of Airline Company currently operating in PIACAO.

Domestic (4)

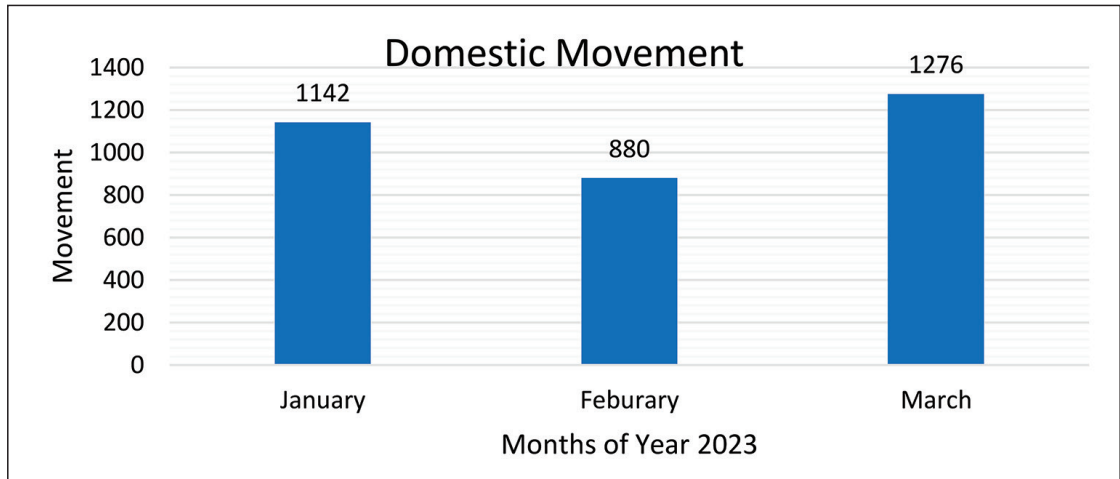
- 1) Buddha Air
- 2) Yeti Airlines
- 3) Saurya Airlines
- 4) Shree Airlines



AIR TRAFFIC MOVEMENT

Domestic

In this category, total air traffic movement segregated at PIACAO in first 3 months in the year 2023 is 3298. As the chart below indicates March is the month having highest air traffic movement; and February is the month having lowest air traffic movement; and the average air traffic movement for 3 month is 1099.



AIRCRAFT INCIDENT/ACCIDENT

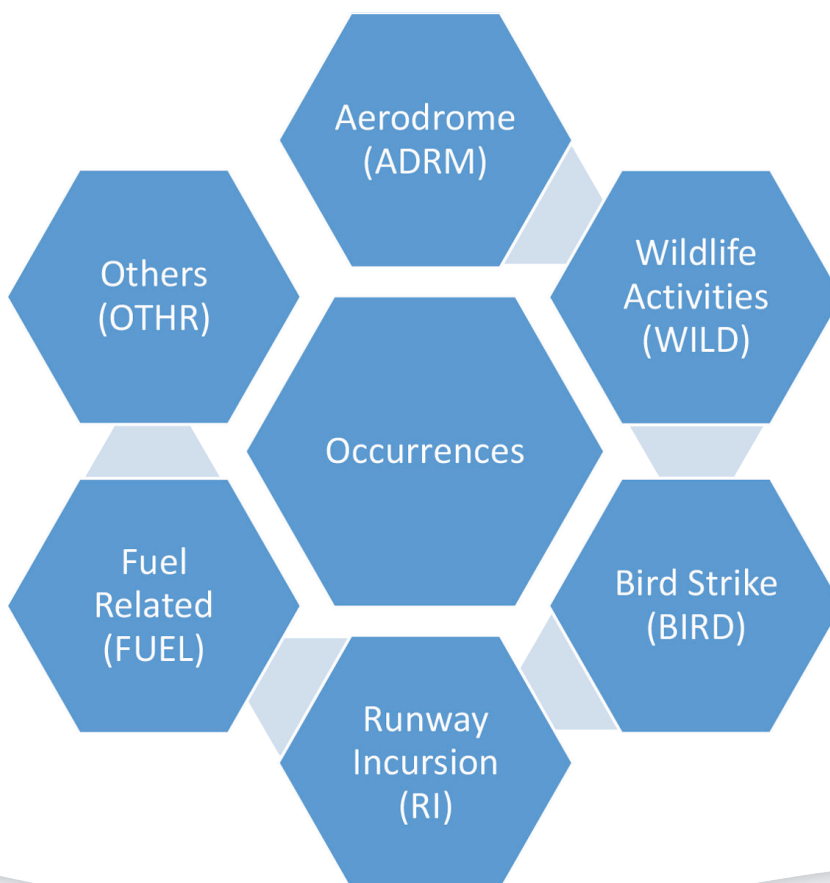
Following are the incident/accident of aircraft occurred in from Jan 2023 to March 2023.

S.N.	Date	Aircraft Types	Description
1.	January 15, 2023	9N-ANC	Yeti Airlines ATR-72-212A/500 while landing from runway 12 stalled and crashed to the west of runway between Fewa Airport and PIA at around 0512, killing all 72 souls onboard including crew members.



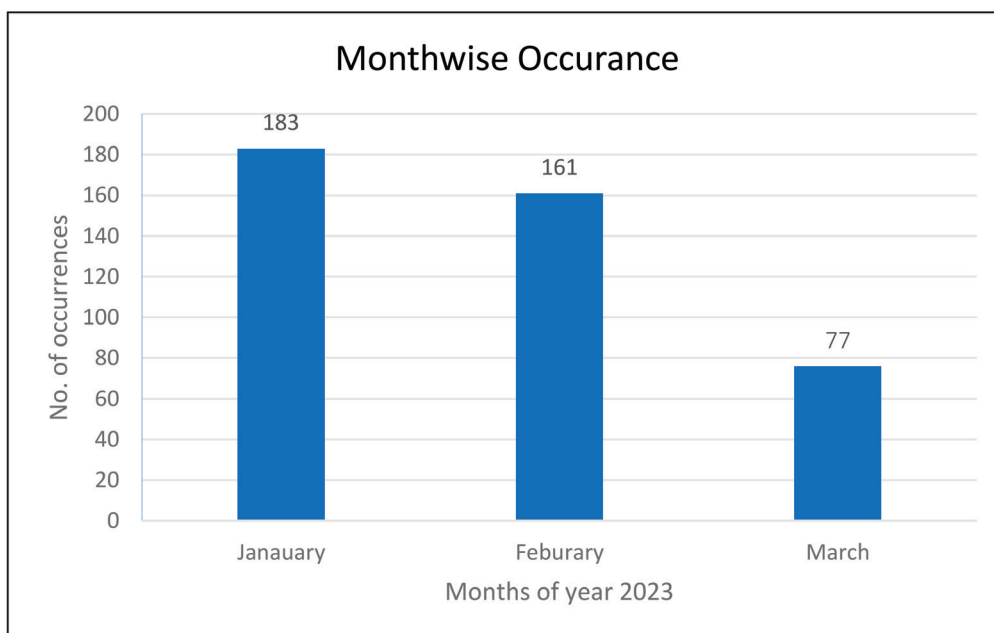
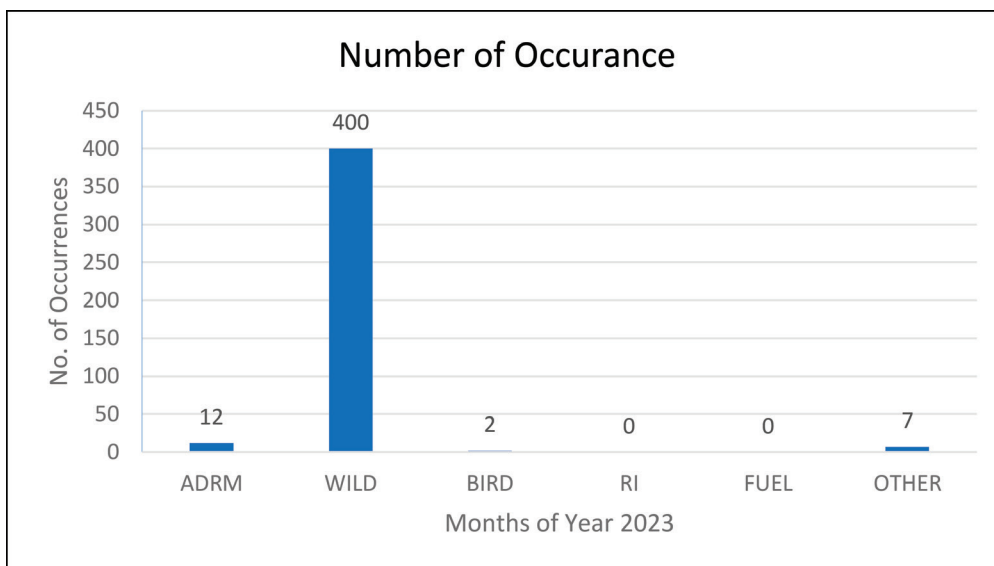
SAFETY PERFORMANCE INDICATORS

PIACAO has identified safety performance indicators that are characterized as lagging and leading indicators. Considering the nature of occurrences reported in the last 3 months, PIACAO has identified categories of hazards and occurrences. Safety Performance Indicators listed in this report are based on these reports. PIACAO has collected 421 hazards and occurrences as indicated in the incident report. PIA Aerodrome Safety Office is receiving hazards and occurrence information through Internal reporting system as well as from aircraft operators and other stakeholders of PIACAO. Internal reporting is received from different wings of the airport including Airside Management Section, Electro-mechanical Section, Civil Engineering Section, Rescue and Fire-fighting Section. These divisions and units report occurrences within their area of responsibility.



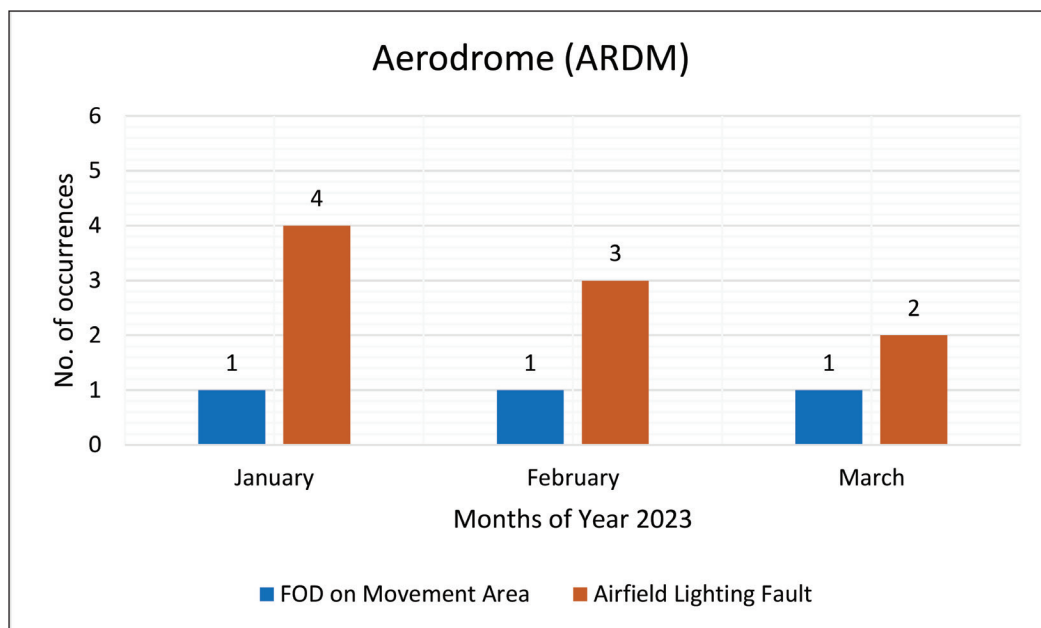
OCCURRENCE REPORTING

As stated earlier, total number of occurrences reported in first 3 months of 2023 are 421. They are categorized into 6 groups as suggested by ICAO. PIACAO has categorized those occurrences as lagging indicators. Thus including leading indicators in total we found 8 categories of Safety Performance Indicators.



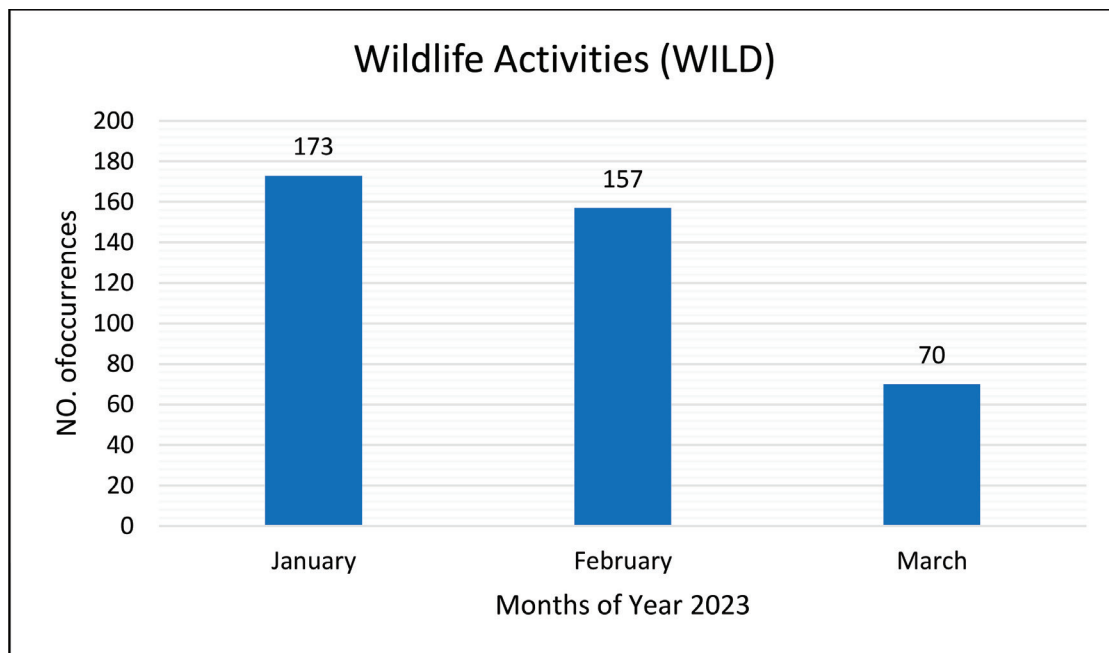
Aerodrome (ADRM)

PIACAO has collected log of Foreign Object Debris (FOD) on Movement Area. FODs are also considered to be serious threat to aircrafts, hence treated as hazards. PIACAO has also collected records of airfield lighting fault. These data related to FOD and airfield lighting faults area has been presented in the following chart. The chart below indicates that the month of January has highest number of occurrences and March has the lowest number of occurrences.



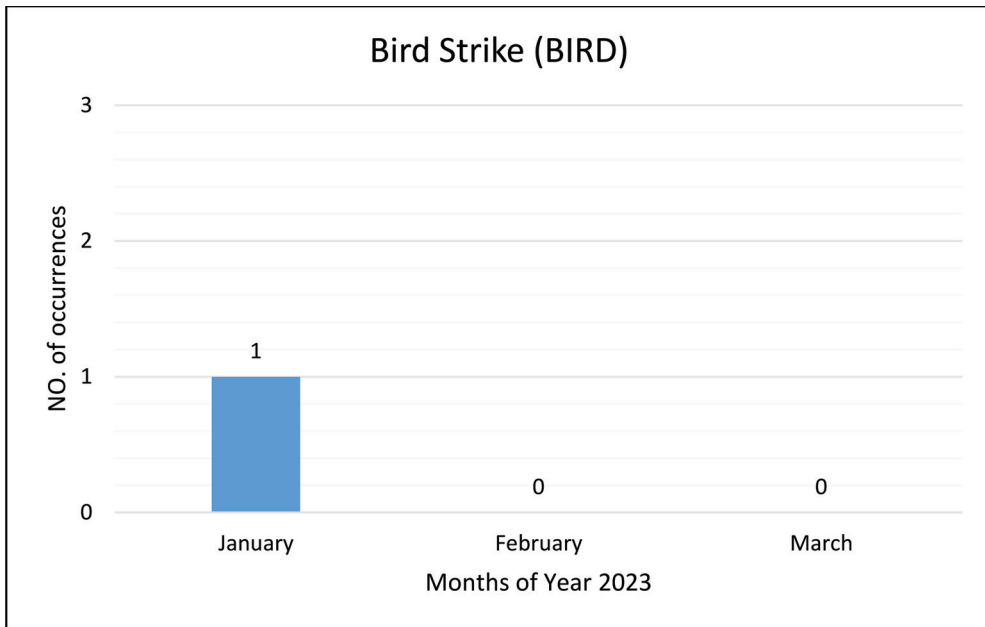
Wildlife Activities (WILD)

PIACAO has collected log of wildlife activities (wild animals and birds) observed at movement area; approach, landing and take- off Path. These wildlife activities are recorded and reported to Aerodrome Safety Office. The data related to wildlife activities are presented in the chart below. This chart indicates that the month of January has the highest number of wildlife activities and March having lowest number of Wildlife activities in PIACAO.



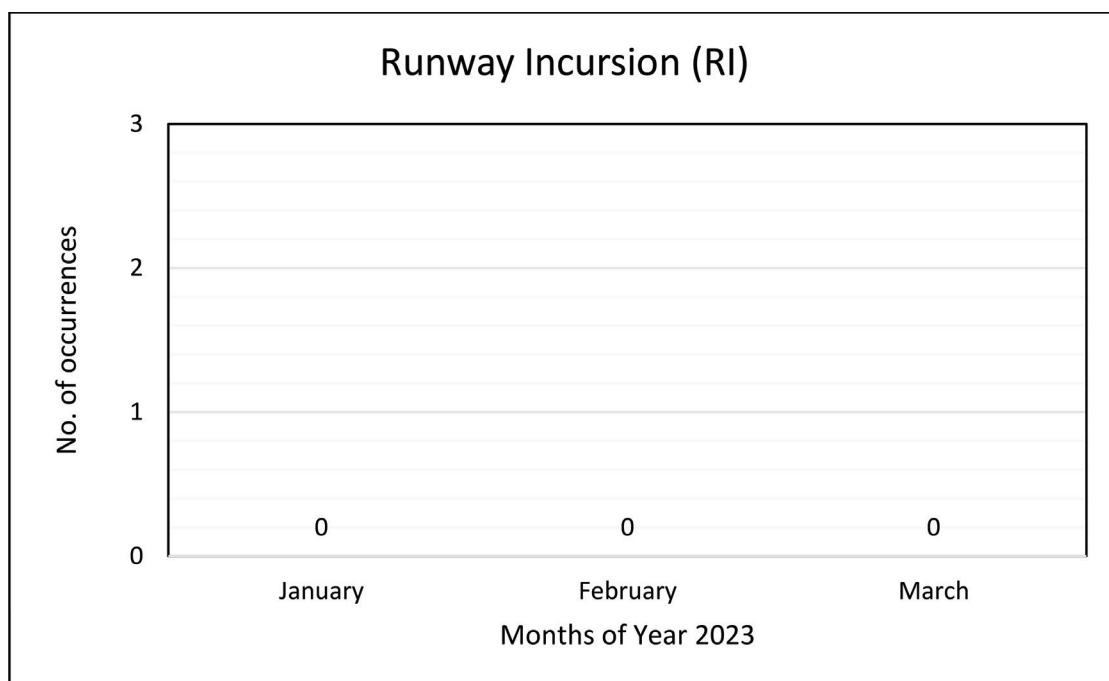
Bird Strikes (BIRD)

PIACAO has collected the log of bird Strike which were stroke at aircraft movement area; approach, landing and take-off paths. Such Wildlife Strike is considered to be serious Hazards. The data related to bird strikes have been presented in the following chart.



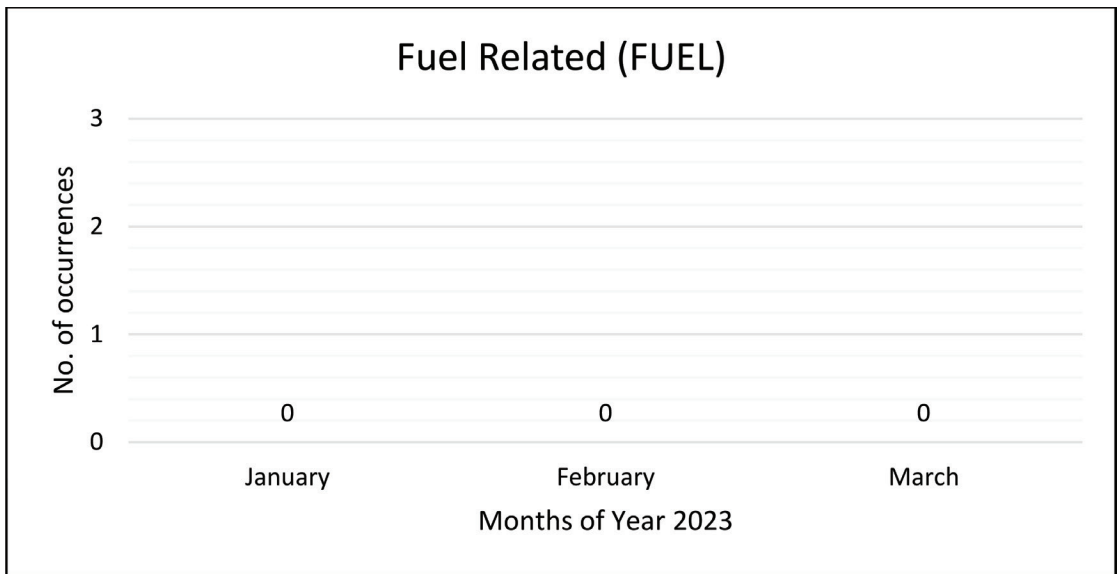
Runway Incursion (RI)

Runway incursion includes entry of people, equipment or aircraft in active area without permission from Air Traffic Control Tower. In the first three month of 2023, there have been no runway incursion incidents at PIACAO which is indicated in the chart below.



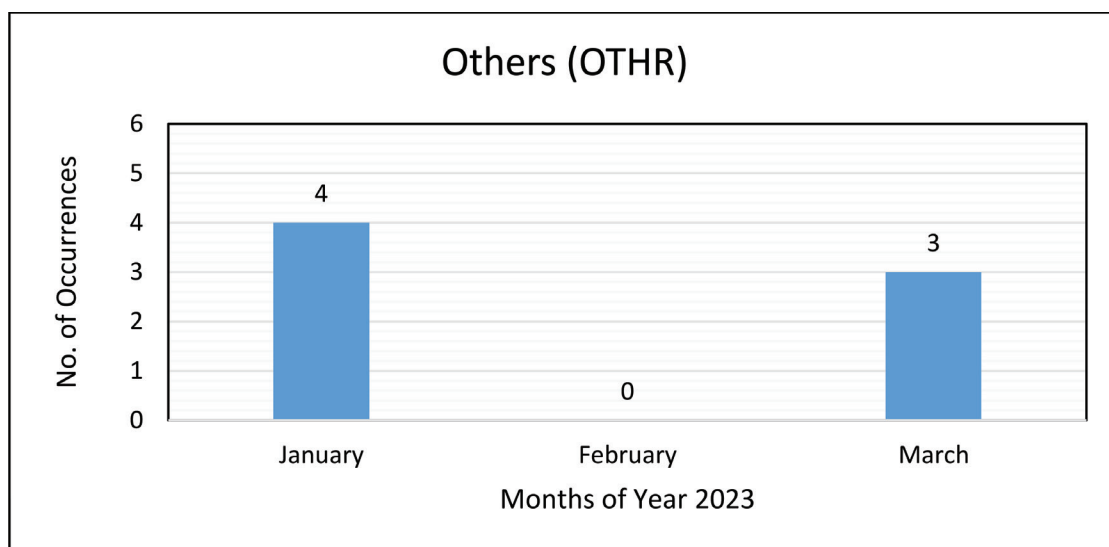
Fuel Related (FUEL)

Fuel spillage if not controlled in time, it creates quite serious consequences at airports. Fuel spillage may be spillage of hydraulic oil or oil spillage from ground support equipment and/or from an aircraft on the movement area. In the first three month of 2023, there have been no fuel related incidents at PIACAO which is indicated in the chart below.



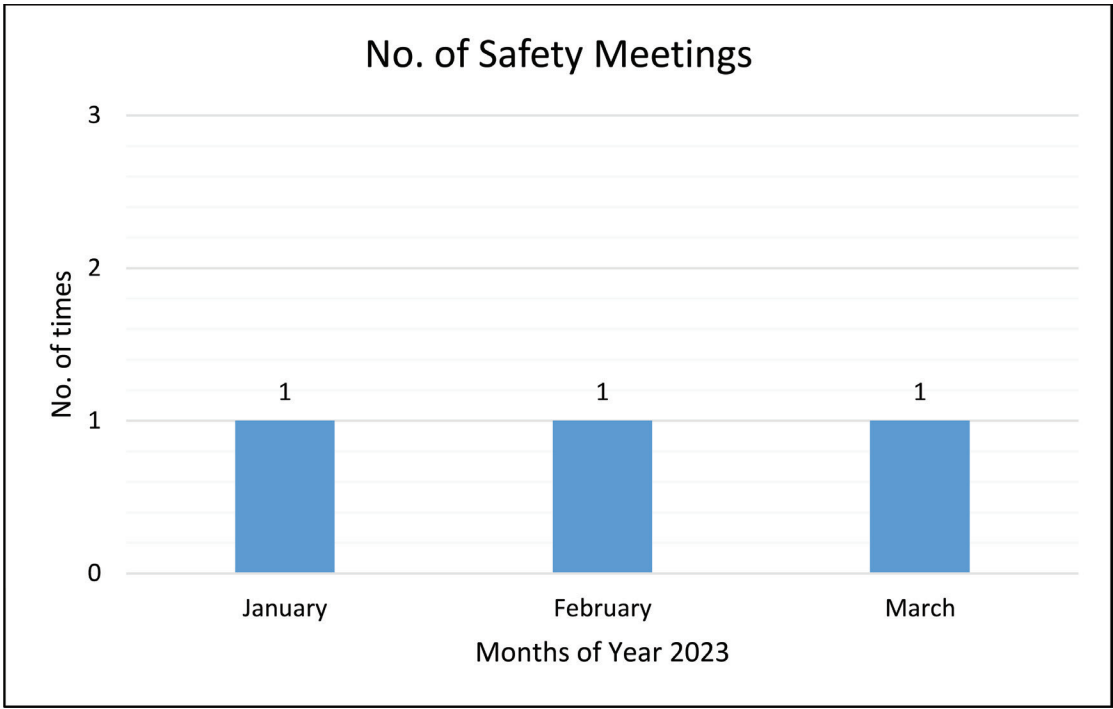
Others (OTHR)

PIACAO has also collected the records of missed approach that was carried out in the first three months of 2023. Missed approach of aircraft was carried out mainly due to wildlife activities. Missed approach is considered to be a corrective measures of consequences. The data related to missed approach have been presented in the following chart.



Safety Meetings

PIACAO Aerodrome Safety Manual has prescribed different kinds and levels of Safety Committees and their meetings such as Safety Review Board, Safety Action Group, Runway Safety Team, etc. Hence for Aerodrome safety purpose, PIACAO has been conducting safety related meetings in the first three months of 2023 and have been presented in the following chart.



SAFETY PERFORMANCE INDICATORS (SPIS) AND SAFETY PERFORMANCE TARGET (SPTS) FOR 2023

S.N.	Occurrences	Safety Performance Indicators (SPI)	Safety Performance Targets (SPT)
Lagging Indicators	ARDM	Number of occurrences related to Aerodrome per 1000 FMs.	Maintain the number of occurrences related to Aerodrome to the value of first 3 months of 2023.
	WILD	Number of occurrences related to Wildlife Activities per 1000 FMs.	Reduce the number of occurrences related to Wildlife Activities by 50% over the value of first 3 months of 2023.
	BIRD	Number of incidents related to Bird Strike per 1 000 FMs.	Reduce the number of incidents related to Wildlife Strike by 50% over the value of first 3 months of 2023.
	RI	Number of occurrences related to Runway Incursion per 1000 FMs.	Maintain the number of occurrences related to Runway Incursion to the value of first 3 months of 2023.
	FUEL	Number of incidents related to Fuel per 1 000 FMs.	Maintain the number of occurrences related to Fuel to the value of first 3 months of 2023.
	OTHR	Number of incidents related to missed approach and other per 1000 FMs.	Reduce the number of occurrences related to missed approach and other by 50% over the value of first 3 months of 2023.
Leading Indicators	Number Of Safety Related Meetings	Number of safety related meetings per month.	Maintain the number of safety related meeting to the value of first 3 months of 2023.
	Safety Trainings and Workshops	Number of safety trainings & workshops per year.	Increase the number of safety trainings & workshops by 100% over the value of first 3 months of 2023.

AERODROME SAFETY ACTIVITIES

Following safety activities were conducted at PIACAO:

1. Airside Safety Operation and Ramp Safety Awareness Training on 21st and 23rd December, 2022 organized by PIACAO.
2. FOD campaign on 31st December, 2022 organized by PIACAO.
3. Safety Awareness Seminar on 19th February 2023, organized by Aviation Safety and Security Regulation Directorate, CAAN.
4. Safety Risk Management Workshop on 20th February 2023, organized by Aviation Safety and Security Regulation Directorate, CAAN.
5. Seminar on wildlife hazard management and control in PIA on 5th march 2023 organized by PIACAO.
6. Airside and Ramp Operation Safety Awareness Programme from 22nd to 24th March 2023 organized by Civil Aviation Academy.















Pokhara International Airport Civil Aviation Office

Pokhara, Kaski, Nepal

Tel. : +977-061-597007, 597012

Website : www.pia.caanepal.gov.np